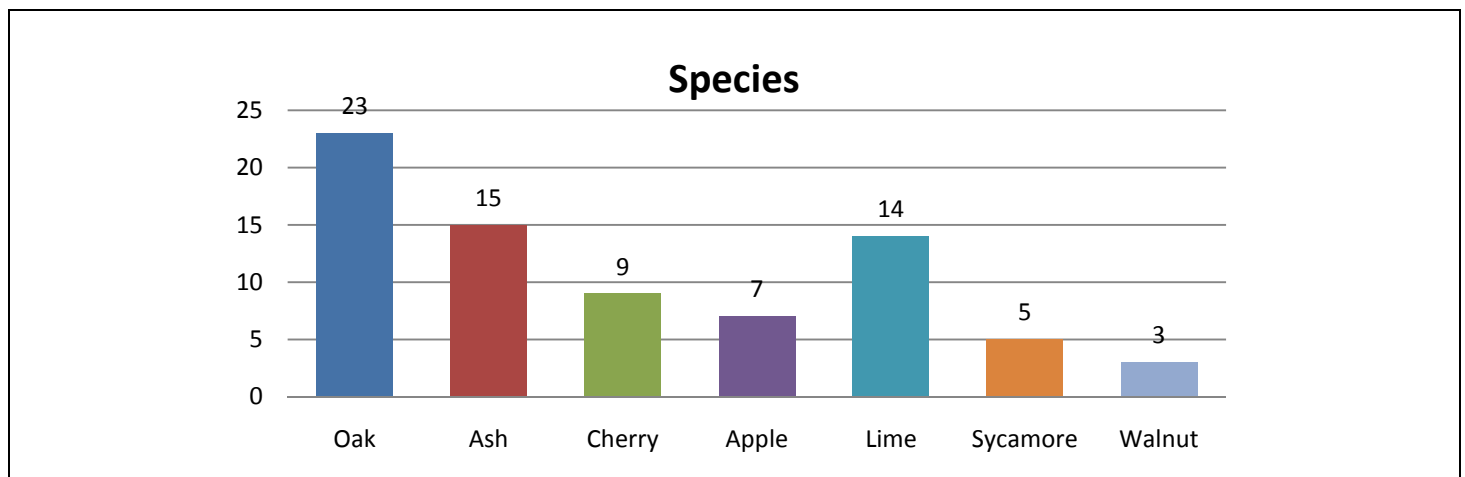
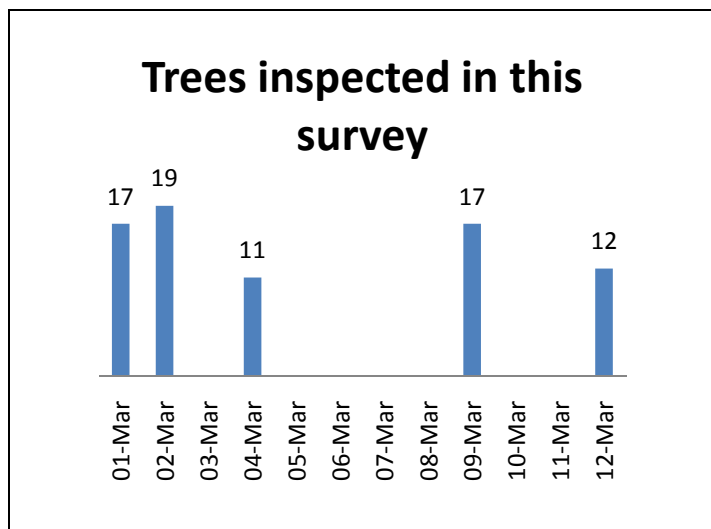
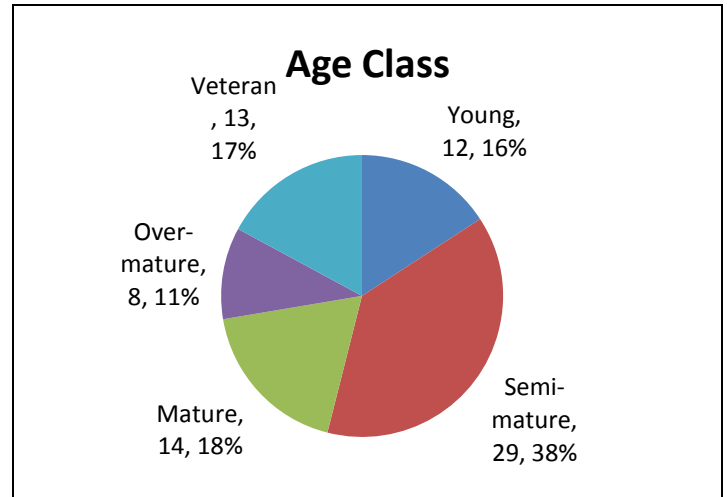
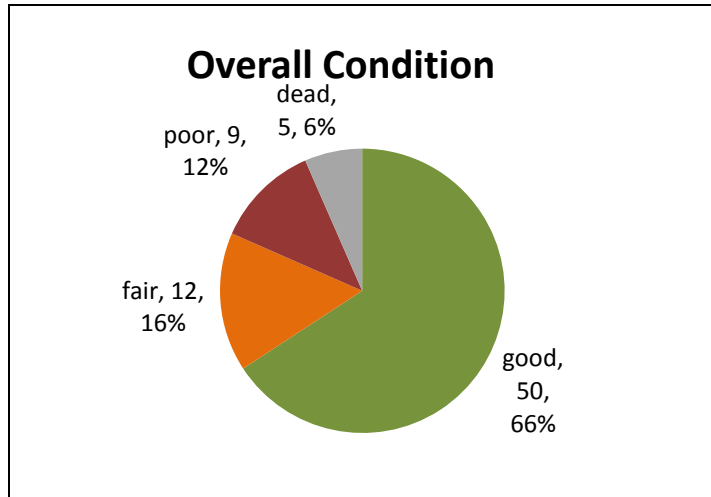


# Summary results of a survey



Zone name: <b>Entrance &amp; Playground</b>	Survey name: <b>Spring 2010</b>
Risk category: <b>high risk</b>	Survey type: <b>Basic inspection</b>
Contact: <b>caretaker, 01234 567 890</b>	Description: <b>Annual survey of high risk trees</b>
	Surveyors: <b>Paul Smith, Arboricultural Consultants Ltd</b> <b>Joe Moran, Arboricultural Consultants Ltd</b>
Trees in Zone: <b>205</b>	Trees in Survey: <b>80</b> Still to be surveyed: <b>6</b>
	Started: <b>1 March 2010</b> Finished: <b>in progress</b>



# Summary results of a survey



Attribute	Trees	% of Total
Standard	43	57%
Multi-stemmed	4	5%
Pollard	15	20%
Coppice	12	16%
Ivy	6	8%
Climbing plants	1	1%
Poor Crown	23	30%
Unbalanced Crown	17	22%
Dead Branches	50	66%
Hanging Branches	4	5%
Damaged Branches	27	36%
Fungus on Branches	3	4%
Cavities in Branches	17	22%
Swellings on Branches	11	14%
Weak Forks in Branches	25	33%
Damaged Trunk	27	36%
Fungus on Trunk	4	5%
Cavities in Trunk	8	11%
Leaning Trunk	19	25%
Swellings on Trunk	9	12%
Exposed Roots	7	9%
Damaged Roots	5	7%
Fungus on Roots	0	0%
Cracked Soil	2	3%

Recommended Action	Trees	% of Total
Detailed inspection	12	16%
Lift Crown	9	12%
Reduce Crown	3	4%
Rebalance Crown	2	3%
Remove Deadwood	30	39%
Remove Hanging Branches	4	5%
Remove Damaged Branches	8	11%
Pollard	6	8%
Coppice	0	0%
Fell	2	3%
Grind stump	2	3%

Number of trees with recommended actions	44	58%
--	----	-----